

On the Go Mini

Medical Alert Wearable

The On the Go Mini helps deliver confidence by providing around-the-clock access to help at the press of a button.



The On the Go Mini is our sleekest, lightweight, and easy-to-wear mobile pendant that supports independence by offering seamless access to assistance both in and outside the home.




It offers two-way communication via the integrated speaker and microphone allowing users to speak directly with a trained care specialist when assistance is needed. Embedded GPS and Wi-Fi location technology enables us to deliver assistance, wherever the user is located.

The On the Go Mini pendant is waterproof and can be safely worn in the shower or bath — however, it should not be submerged for extended periods of time.

Charging your On the Go Mini is faster and easier than plugging in cables or placing your pendant in a charging cradle. Simply place the On the Go Mini on the charging pad. When the pendant has an adequate battery charge, you will hear "Your device is now ready". It's as easy as that.

Optional built-in fall detection technology helps ensure safety by knowing that if a fall is detected, users will automatically be connected to our response center, even if they can't press the help button.¹

How it Works

-  **Summon help.**
When help is needed, a simple press of the help button connects users to our response center 24/7, 365 days of the year.
-  **Hear a reassuring voice.**
A trained care specialist will quickly assess the situation and decide upon the proper action.
-  **Know help is on the way.**
Based upon the situation, one of our trained care specialists will contact a family member, neighbor, caregiver or emergency services.

The sleek and stylish way to access help—anytime, anywhere.

On the Go Mini

Medical Alert Wearable



Key Features

☁ **Lightweight, discreet, and easy-to-wear pendant** delivers peace of mind by providing access to any type of help 24/7, 365 days of the year.

📍 **Embedded GPS and Wi-Fi location technology** enables us to deliver the help needed, no matter where the user is located.

☂ **Waterproof pendant** can be safely worn while showering or bathing but should not be submerged for extended periods.

🗨 **Two-way voice communication** allows users to speak directly with a trained care specialist through the built-in speaker and microphone.

📶 **Operates over the cellular network** eliminating the need for users to have a mobile or landline service.

🚶 **Optional fall detection** automatically detects falls and connects to our response center, even if the user cannot press the help button.¹

🔋 **Wireless charging** is convenient and easy, enabling users to charge their device without being connected to a power source via USB or charging cradle.

Specifications

Can be worn inside and outside the home	Yes
Weight	1.0 oz
Dimensions	2.0" x 1.6" x 0.6" (50mm x 42mm x 16mm)
Fall detection ¹ (Optional)	Yes
GPS and WiFi location tracking technology	Yes
Cellular	LTE Cat1
Waterproof	Yes, IP67
Built-in speaker for two-way communication	Yes
Battery life	Up to 42 hours
Maintenance recommendation	Test monthly, charge daily

¹ Fall detection technology does not detect 100% of falls. If able, users should always press their button when they need help